

If you have not yet created an account with SurveyMonkey Apply you will first need to Register and complete the Swim Lesson Provider Network Application, otherwise click **“Log in”**



USA Swimming

The USA Swimming Foundation serves as the philanthropic arm of USA Swimming. Established in 2004, the Foundation works to strengthen the sport by saving lives and building champions *-in the pool and in life*. Whether equipping our children with the life-saving skill of learn-to-swim or providing financial support to USA Swimming teams, athletes, and coaches, including our heroes on the U.S. National Team, the USA Swimming Foundation aims to provide the wonderful experience of swimming to kids at all levels across the country.

## Programs

Search programs..



### Swim Lesson Provider Network Application

Accepting applications on Aug 7 2019 12:00 AM (MDT)  
Swim lesson providers insured to provide swimming lessons and interested in participating in the swim lesson provider network, apply here. Note, this application is a pre-requisite to applying for the USA Swimming Foundation's Learn to Swim Grant.

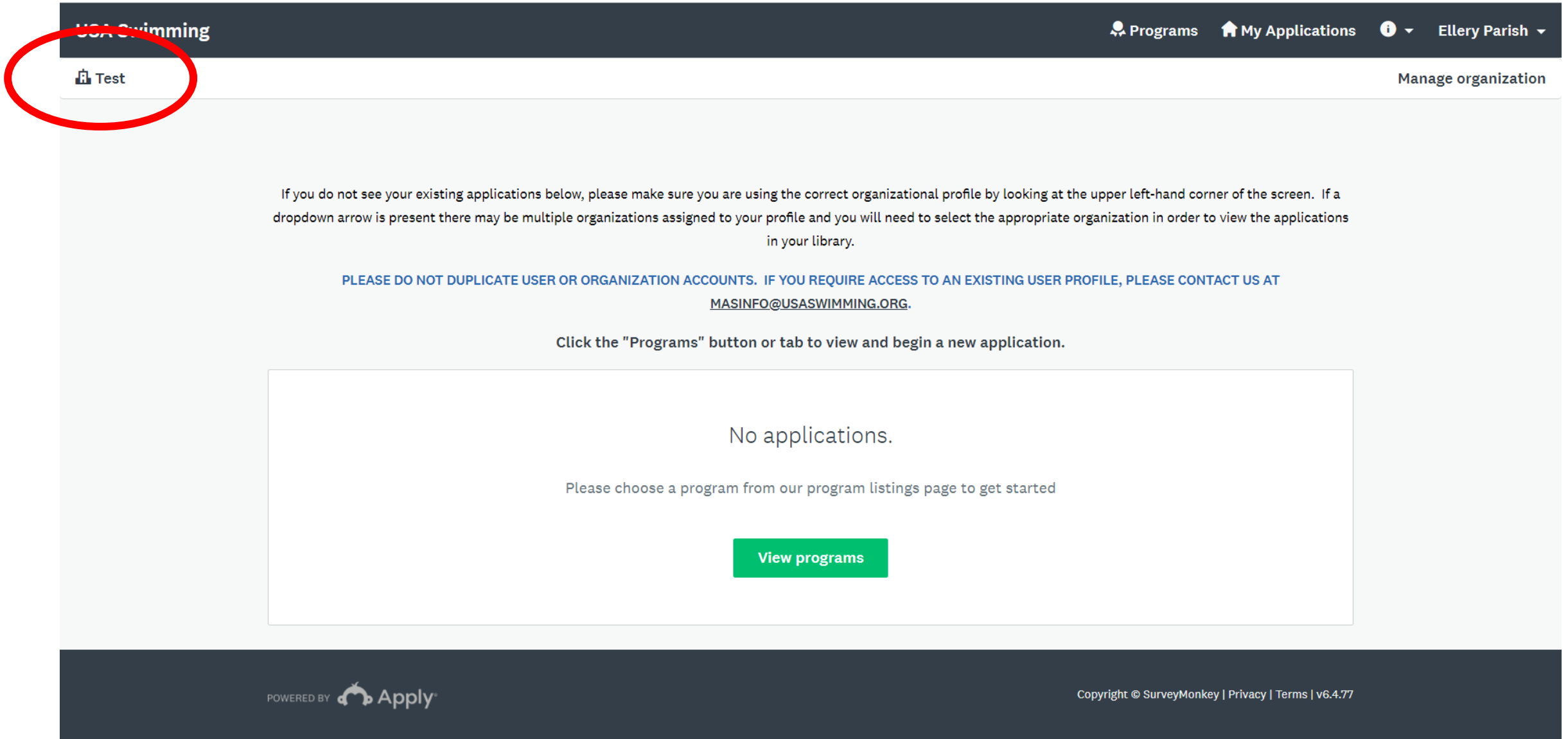
MORE >

### Learn to Swim Grant Application

Accepting applications from Oct 15 2020 05:00 AM (MDT) to Dec 15 2020 07:00 PM (MST)  
USA Swimming Foundation Learn-to-Swim Grants for swim lesson providers. Interested applicants must have completed the Swim Lesson Provider Network Application, or last year's 2020 Learn-to-Swim Grant application in order to apply.

MORE >

If you are associated with multiple organizations, ensure you select the correct one with the drop down menu in the top left corner.



The screenshot displays the USA Swimming application interface. At the top left, the text "USA Swimming" is visible, with a dropdown menu below it showing "Test" selected and circled in red. To the right of the header, there are navigation links for "Programs", "My Applications", and a user profile icon labeled "Ellery Parish" with a dropdown arrow. Below the header, the main content area contains a message: "If you do not see your existing applications below, please make sure you are using the correct organizational profile by looking at the upper left-hand corner of the screen. If a dropdown arrow is present there may be multiple organizations assigned to your profile and you will need to select the appropriate organization in order to view the applications in your library." Below this message is a blue link: "PLEASE DO NOT DUPLICATE USER OR ORGANIZATION ACCOUNTS. IF YOU REQUIRE ACCESS TO AN EXISTING USER PROFILE, PLEASE CONTACT US AT [MASINFO@USASWIMMING.ORG](mailto:MASINFO@USASWIMMING.ORG)." Further down, it says "Click the 'Programs' button or tab to view and begin a new application." A large white box in the center contains the text "No applications." and "Please choose a program from our program listings page to get started" with a green "View programs" button. At the bottom, there is a footer with "POWERED BY Apply" and "Copyright © SurveyMonkey | Privacy | Terms | v6.4.77".

To view available grant applications, select the green “View programs” button. You may also see previously submitted applications in this window.

The screenshot shows the USA Swimming application interface. At the top, there is a dark navigation bar with the text "USA Swimming" on the left and "Programs", "My Applications", and "Ellery Parish" with a dropdown arrow on the right. Below this, a light grey header contains a "Test" label on the left and "Manage organization" on the right. The main content area is white and contains a message: "If you do not see your existing applications below, please make sure you are using the correct organizational profile by looking at the upper left-hand corner of the screen. If a dropdown arrow is present there may be multiple organizations assigned to your profile and you will need to select the appropriate organization in order to view the applications in your library." Below this message is a blue link: "PLEASE DO NOT DUPLICATE USER OR ORGANIZATION ACCOUNTS. IF YOU REQUIRE ACCESS TO AN EXISTING USER PROFILE, PLEASE CONTACT US AT [MASINFO@USASWIMMING.ORG](mailto:MASINFO@USASWIMMING.ORG)." Further down, it says "Click the 'Programs' button or tab to view and begin a new application." A large white box in the center contains the text "No applications." and "Please choose a program from our program listings page to get started". At the bottom of this box is a green button labeled "View programs", which is circled in red. The footer of the page is dark grey and contains "POWERED BY Apply" on the left and "Copyright © SurveyMonkey | Privacy | Terms | v6.4.77" on the right.

USA Swimming

Programs My Applications Ellery Parish

Test Manage organization

If you do not see your existing applications below, please make sure you are using the correct organizational profile by looking at the upper left-hand corner of the screen. If a dropdown arrow is present there may be multiple organizations assigned to your profile and you will need to select the appropriate organization in order to view the applications in your library.

PLEASE DO NOT DUPLICATE USER OR ORGANIZATION ACCOUNTS. IF YOU REQUIRE ACCESS TO AN EXISTING USER PROFILE, PLEASE CONTACT US AT [MASINFO@USASWIMMING.ORG](mailto:MASINFO@USASWIMMING.ORG).

Click the "Programs" button or tab to view and begin a new application.

No applications.

Please choose a program from our program listings page to get started

View programs

POWERED BY Apply

Copyright © SurveyMonkey | Privacy | Terms | v6.4.77

This view will show the currently available applications. You can always navigate back to this view by selecting “Programs” in the top right corner

USA Swimming

Test

Manage organization

Programs

Search programs..

**Swim Lesson Provider Network Application**

Accepting applications on Aug 7 2019 12:00 AM (MDT)

Swim lesson providers insured to provide swimming lessons and interested in participating in the swim lesson provider network, apply here. Note, this application is a pre-requisite to applying for the USA Swimming Foundation's Youth Learn to Swim Grant.

[MORE >](#)

**2022 Youth Learn to Swim Grant Application**

Accepting applications from Oct 14 2021 12:00 AM (MDT) to Dec 15 2021 11:59 PM (MST)

USA Swimming Foundation Youth Learn-to-Swim Grants for swim lesson providers. Interested applicants must be an approved provider within the Swim Lesson Provider Network prior to November 1st to be eligible to apply.

[MORE >](#)

**2022 Adult Learn to Swim Grant Application**

Accepting applications from Oct 14 2021 12:00 AM (MDT) to Dec 15 2021 11:59 PM (MST)

USA Swimming Foundation Adult Learn-to-Swim Grants for swim lesson providers. Interested applicants must meet the Eligibility Requirements as listed in the ALTS Grant Guidelines, located at <https://www.usaswimming.org/docs/default-source/coaching-resourcesdocuments/coaches-team-leaders/lts-2021/2022-altsgant-guidelines.pdf>.

[MORE >](#)

Select the green “More” button to enter the grant application you’re applying for

The screenshot shows the USA Swimming website interface. At the top, there is a dark navigation bar with the text "USA Swimming" on the left and "Programs", "My Applications", and "Ellery Parish" on the right. Below this is a lighter header with "Test" on the left and "Manage organization" on the right. The main content area is titled "Programs" and features a search bar and a menu icon. Three grant application cards are displayed:

- Swim Lesson Provider Network Application**: Accepting applications on Aug 7 2019 12:00 AM (MDT). Swim lesson providers insured to provide swimming lessons and interested in participating in the swim lesson provider network, apply here. Note, this application is a pre-requisite to applying for the USA Swimming Foundation's Youth Learn to Swim Grant. A green "MORE >" button is at the bottom right.
- 2022 Youth Learn to Swim Grant Applicat...**: Accepting applications from Oct 14 2021 12:00 AM (MDT) to Dec 15 2021 11:59 PM (MST). USA Swimming Foundation Youth Learn-to-Swim Grants for swim lesson providers. Interested applicants must be an approved provider within the Swim Lesson Provider Network prior to November 1st to be eligible to apply. A green "MORE >" button is at the bottom right.
- 2022 Adult Learn to Swim Grant Applicati...**: Accepting applications from Oct 14 2021 12:00 AM (MDT) to Dec 15 2021 11:59 PM (MST). USA Swimming Foundation Adult Learn-to-Swim Grants for swim lesson providers. Interested applicants must meet the Eligibility Requirements as listed in the ALTS Grant Guidelines, located at <https://www.usaswimming.org/docs/default-source/coaching-resourcesdocuments/coaches-team-leaders/lts-2021/2022-altsgant-guidelines.pdf>. A green "MORE >" button is at the bottom right, which is circled in red.

Information about the USA Swimming Foundation and USA Swimming Learn to Swim Grants can be found in the cover letter of the application. Click “Apply” to enter the application

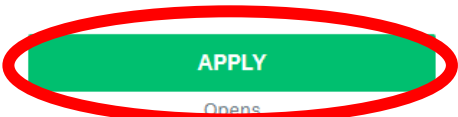
### 2022 Adult Learn to Swim Grant Application



The USA Swimming Foundation’s mission is to save lives and build champions—in *the pool and in life*; one of the ways we do this is by working to provide opportunities to learn to swim. In partnership with U.S. Masters Swimming, the Adult Learn to Swim Grant Application is open to all swim instructors, facilities, and programs that want to help make more adults safer around water, with a goal to reduce adult drowning risk through education, financial support, and community outreach. The program’s hope is that once adults learn to swim or improve their swimming skills, they will have the confidence and desire to continue swimming in a Masters Swimming program and experience the lifelong benefits of swimming.

Adult Learn to Swim Grants are intended to expand current programming to reach under-served and under-represented populations and communities that would not otherwise have the opportunity to learn to swim.

\*ALTS funds are not intended to provide budget relief, support facility overhead, construction or renovation, aid in the purchase of material goods (including equipment, apparel, etc.), or be used for advertising, promotional, or marketing purposes. Requests for any funding categories other than those listed in the bullets above will immediately be deemed ineligible.



Opens  
Oct 14 2021 12:00 AM (MDT)

Deadline  
Dec 15 2021 11:59 PM (MST)

Categories  
LTS

This is the primary dashboard once you enter an application. The separate parts of the application are listed under “Your Tasks”. Click on a task to begin filling out your information

0 of 4 tasks complete

Last edited: Oct 14 2021 01:18 PM (MDT)

REVIEW SUBMIT

Deadline: Dec 15 2021 11:59 PM (MST)

**Test**

Ellery Parish  
eparish@usaswimming.org  
View & edit

Add Member or Team

2022 Adult Learn to Swim Grant ... [Preview](#) ...

**22--0000000006**

**Test** Status: Application in progress

APPLICATION ACTIVITY

Your tasks [Instructions](#)

- ALTS Organizational & Contact Information >
- Learn-to-Swim Grant Application >
- Proof of General Liability Insurance Upload >
- W9 Form Upload >

If you have not completed a task but would like to save your progress and return to it later, click the “Save & Continue Editing” button

No

Clear

Please provide the facility name and address of your primary learn to swim facility.

	City, State, Zip	Facility Point of Contact (name)	Facility Phone Number
	Spring, Colorado, 80909	Ellery Parish	123-456-7890

Do you operate adult swim lessons out of any other facilities?

Yes

No

Clear

(This question is only visible to administrators)

Score

1

**SAVE & CONTINUE EDITING** **MARK AS COMPLETE**



Once you have completed a task, make sure you click “Mark as Complete” or the task will not be recognized.

Clear

Is your program well-established in the community...utilizing marketing, media, and partnerships to spread messaging of water safety and learn-to-swim?

Yes

No

Clear

If your program were to receive funding from the USA Swimming Foundation, do you agree to complete a comprehensive grant report to include, but not limited to: a narrative outlining the details of program operations; the number of children served; photos of activities; and staff/participant testimonials?

Yes

No

Clear

(This question is only visible to administrators)

**Score Page 1**

**SAVE & CONTINUE EDITING** **MARK AS COMPLETE**

Once you have completed a task, you will be returned to this view. Completed tasks will be designated by a green check mark.

The screenshot displays a user interface for managing application tasks. On the left, a sidebar contains a list of tasks for the application '2022 Adult Learn to Swim Grant Appli...'. The tasks are: 'ALTS Organizational & Contact Information' (completed, marked with a green checkmark), 'Learn-to-Swim Grant Application' (pending), 'Proof of General Liability Insurance Upload' (pending), and 'W9 Form Upload' (pending). A progress bar shows '1 of 4 tasks complete'. Below the list are 'REVIEW' and 'SUBMIT' buttons, and a deadline of 'Dec 15 2021 11:59 PM (MST)'. On the right, the detailed view for the completed task 'ALTS Organizational & Contact Information' is shown, completed on 'Oct 14 2021 01:23 PM (MDT)'. It includes a table for 'General Organization & Contact Information' with fields for Business Name, Trade Name, Mailing Address, City, State, and Zip Code. Below this is a section for selecting a W9 form category, with 'Other' selected. At the bottom, there is a table for 'Primary Contact Information' with fields for First Name, Last Name, Phone Number, Email Address, and Title.

[Back to application](#)

2022 Adult Learn to Swim Grant Appli...  
22--000000006  
ID: 22--000000006 | Status: Application in progress

- ✓ ALTS Organizational & Contact Information
- Learn-to-Swim Grant Application
- Proof of General Liability Insurance Upload
- W9 Form Upload

1 of 4 tasks complete

Last edited: Oct 14 2021 01:23 PM (MDT)

**REVIEW** **SUBMIT**

Deadline: Dec 15 2021 11:59 PM (MST)

ALTS Organizational & Contact Information  
Completed Oct 14 2021 01:23 PM (MDT)

### ALTS Organizational & Contact Information

[General Information](#)

#### General Organization & Contact Information

Business Name as Listed on W9 Form:	Test
Trade Name/DBA, if Different:	Test
Mailing Address:	123 Swimming Rd
City:	Colorado Springs
State:	Colorado
Zip Code:	80909

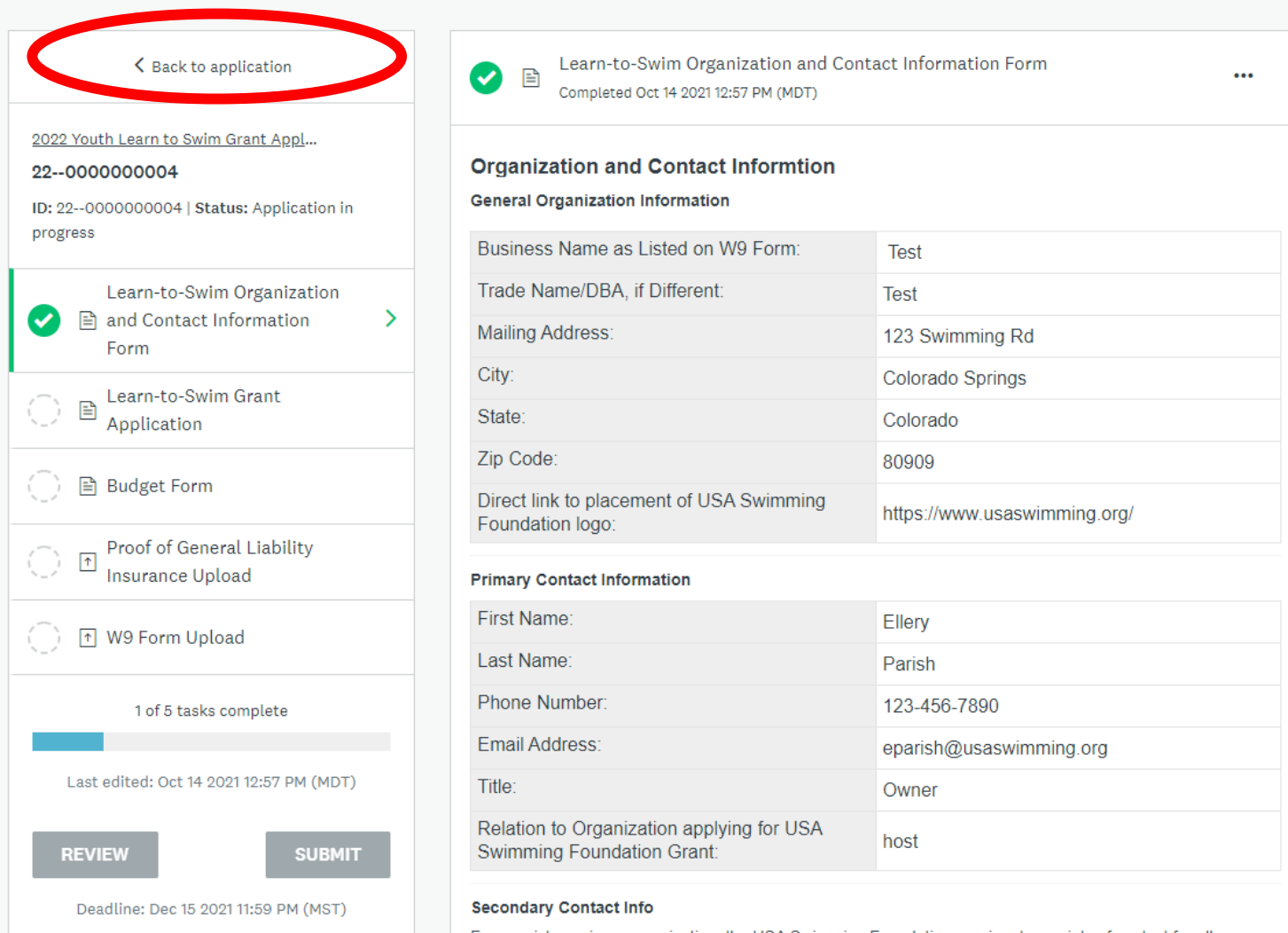
Please select the category below as indicated on your W9 form:

Other

#### Primary Contact Information

First Name:	Ellery
Last Name:	Parish
Phone Number:	123-456-7890
Email Address:	eparish@usaswimming.org
Title:	Owner
Relation to Organization applying for USA	

You can complete tasks in this view or you can return to the dashboard by clicking “Back to application”.








[← Back to application](#)

[2022 Youth Learn to Swim Grant Appl...](#)

**22--0000000004**

ID: 22--0000000004 | Status: Application in progress

-  Learn-to-Swim Organization and Contact Information Form [→](#)
-  Learn-to-Swim Grant Application
-  Budget Form
-  Proof of General Liability Insurance Upload
-  W9 Form Upload


1 of 5 tasks complete

Last edited: Oct 14 2021 12:57 PM (MDT)

**REVIEW**

**SUBMIT**

Deadline: Dec 15 2021 11:59 PM (MST)

 Learn-to-Swim Organization and Contact Information Form ...

Completed Oct 14 2021 12:57 PM (MDT)

### Organization and Contact Information

#### General Organization Information

Business Name as Listed on W9 Form:	Test
Trade Name/DBA, if Different:	Test
Mailing Address:	123 Swimming Rd
City:	Colorado Springs
State:	Colorado
Zip Code:	80909
Direct link to placement of USA Swimming Foundation logo:	<a href="https://www.usaswimming.org/">https://www.usaswimming.org/</a>

#### Primary Contact Information

First Name:	Ellery
Last Name:	Parish
Phone Number:	123-456-7890
Email Address:	<a href="mailto:eparish@usaswimming.org">eparish@usaswimming.org</a>
Title:	Owner
Relation to Organization applying for USA Swimming Foundation Grant:	host

#### Secondary Contact Info

You can see your progress with the completion bar in the bottom left corner

The screenshot displays a grant application interface. On the left, a progress bar indicates '1 of 4 tasks complete' with a blue bar representing the progress. Below the bar, it shows 'Last edited: Oct 14 2021 01:23 PM (MDT)' and a 'Deadline: Dec 15 2021 11:59 PM (MST)'. There are 'REVIEW' and 'SUBMIT' buttons. Below these is a 'Test' section for 'Ellery Parish' with an email 'eparish@usaswimming.org' and a 'View & edit' link. A green button labeled 'Add Member or Team' is circled in red. On the right, the application title is '2022 Adult Learn to Swim Grant ...' with a 'Preview' link. The ID is '22--0000000006' and the status is 'Application in progress'. There are tabs for 'APPLICATION' and 'ACTIVITY'. Below is a 'Your tasks' list with four items: 'ALTS Organizational & Contact Information' (completed), 'Learn-to-Swim Grant Application', 'Proof of General Liability Insurance Upload', and 'W9 Form Upload'. An 'Instructions' link is also present.

1 of 4 tasks complete

Last edited: Oct 14 2021 01:23 PM (MDT)

REVIEW SUBMIT

Deadline: Dec 15 2021 11:59 PM (MST)

**Test**

EP Ellery Parish  
eparish@usaswimming.org  
View & edit

**Add Member or Team**

2022 Adult Learn to Swim Grant ... [Preview](#)

**22--0000000006**

**Test** Status: Application in progress

APPLICATION ACTIVITY

Your tasks [Instructions](#)

- ✓ **ALTS Organizational & Contact Information**  
Completed on: Oct 14 2021 01:23 PM (MDT)
- **Learn-to-Swim Grant Application**
- **Proof of General Liability Insurance Upload**
- **W9 Form Upload**

Some tasks have multiple pages, as indicated by the “Next” button. Ensure you are moving through the task until you can click “Mark as Complete”.

Foundation Adult Learn to Swim Grant funds to directly benefit adults who would not otherwise receive the opportunity to learn to swim? How will your program quantify and identify the need of program participants, what are the expected results of the project, and what metrics will you use to evaluate project success?

Test

This value must not exceed 500 words.

**Describe the setting in which your project will take place (lessons schedule, number of sessions/meetings, logistics, etc.).**

*Projects should adhere to the ALTS Grant eligibility requirements as listed in the ALTS Grant Guidelines.*

Test

This value must not exceed 250 words.

SAVE & CONTINUE EDITING

NEXT

If you wish to edit a task after you have already marked it as complete, you can click on the three dots in the right corner. You can also download your answers or reset the task completely.

The screenshot displays a grant application interface. On the left is a sidebar with a task list. The main area shows a detailed view of a completed task. A red arrow points to a three-dot menu in the top right corner of the task view, which contains options for Download, Reset, and Edit.

**Task List (Left Sidebar):**

- Learn-to-Swim Organization and Contact Information Form (Completed)
- Learn-to-Swim Grant Application (Completed, highlighted)
- Budget Form (Pending)
- Proof of General Liability Insurance Upload (Pending)
- W9 Form Upload (Pending)

**Task Details (Main View):**

Learn-to-Swim Grant Application  
Completed Oct 14 2021 01:00 PM (MDT)

**USA Swimming Foundation Youth Learn to Swim Grant Application**  
Youth Learn to Swim Grant Application

**Business name as listed on Certificate of Insurance:**  
Test

**Please list your current Certificate of Insurance start and end dates:**

Start Date	1/1/1900
End Date	1/1/3000

**Start and end dates for the proposed services:**

Start Date	1/1/1900
End Date	1/1/3000

**How many *additional* children will you be able to serve with USA Swimming Foundation Youth Learn to Swim Grant Dollars?**  
*These children should be outside of your current scope of service and existing outreach programs.*

100

**Is the proposed project specifically serving children with disabilities?**

No

**Progress and Actions:**

2 of 5 tasks complete

Last edited: Oct 14 2021 01:00 PM (MDT)

**REVIEW** **SUBMIT**

Deadline: Dec 15 2021 11:59 PM (MST)

When uploading documents, ensure that the document is in an accepted format. Accepted formats can be found by clicking the “Show accepted formats” button.

The screenshot displays a user interface for document uploads. On the left, a sidebar shows a list of tasks: 'ALTS Organizational & Contact Information', 'Learn-to-Swim Grant Application', 'Proof of General Liability Insurance Upload' (highlighted), and 'W9 Form Upload'. A progress bar indicates '2 of 4 tasks complete'. At the bottom of the sidebar are 'REVIEW' and 'SUBMIT' buttons, and a deadline of 'Dec 15 2021 11:59 PM (MST)'. The main area shows the details for the 'Proof of General Liability Insurance Upload' task. It includes a 'Reuse data' button, task instructions, and a list of accepted file formats: 'COI-organization name or USA Swimming club code (ex: COI-luckyducksswimteam, or COI-LDST)'. A large 'ATTACH FILE' button is present, with a red circle around the 'Show accepted formats' link below it. A file named 'COI-Test.docx' is shown as uploaded, and a 'MARK AS COMPLETE' button is at the bottom right.

If you want to edit, preview, remove, or download a file once you have attached it, hover over the three dots next to the file.

The screenshot displays a web application interface. On the left is a sidebar with a task list. The main area shows the details for the selected task, 'Proof of General Liability Insurance Upload'. Below the task instructions is a file upload section with an 'ATTACH FILE' button and supported file types (pdf, doc, docx). A file named 'COI-Test.docx' has been uploaded. A context menu is open over the file, showing options: Edit, Preview, Remove, and Download. A red arrow points to the three-dot menu icon.

[Back to application](#)

2022 Youth Learn to Swim Grant Appl...  
**22--000000004**  
ID: 22--000000004 | Status: Application in progress

- Learn-to-Swim Organization and Contact Information Form
- Learn-to-Swim Grant Application
- Budget Form
- Proof of General Liability Insurance Upload**
- W9 Form Upload

3 of 5 tasks complete

Last edited: Oct 14 2021 01:02 PM (MDT)

[REVIEW](#) [SUBMIT](#)

Deadline: Dec 15 2021 11:59 PM (MST)

**Proof of General Liability Insurance Upload**

**Task instructions** [Hide](#)

Please upload a current Certificate of Insurance (COI), or proof of self-insurance with a file name in the following format:

- COI-organization name or USA Swimming club code (ex: COI-luckyducksswimteam, or COI-LDST)

**ATTACH FILE**  
pdf, doc, docx

**COI-Test**  
Filename: COI-Test.docx Added: Oct 14 2021

- Edit
- Preview
- Remove
- Download



Once you have completed all of the tasks, you will see green check marks beside every task and the completion bar will be filled

The screenshot displays a user interface for task management. On the left, a sidebar lists four tasks, each with a green checkmark icon indicating completion. A red arrow points to the 'W9 Form Upload' task. Below the list, a blue progress bar is shown, with the text '4 of 4 tasks complete' circled in red. At the bottom of the sidebar are 'REVIEW' and 'SUBMIT' buttons, and a deadline of 'Dec 15 2021 11:59 PM (MST)'. On the right, the detailed view of the 'W9 Form Upload' task is shown, including instructions and a list of uploaded files, such as 'W9-Test'.

[Back to application](#)

2022 Adult Learn to Swim Grant Appli...  
**22--0000000006**  
ID: 22--0000000006 | Status: Application in progress

- ✓ ALTS Organizational & Contact Information
- ✓ Learn-to-Swim Grant Application
- ✓ Proof of General Liability Insurance Upload
- ✓ W9 Form Upload >

4 of 4 tasks complete

Last edited: Oct 14 2021 01:28 PM (MDT)

**REVIEW** **SUBMIT**

Deadline: Dec 15 2021 11:59 PM (MST)

✓ W9 Form Upload Completed Oct 14 2021 01:28 PM (MDT) ...

**i** Task instructions [Hide](#)

Please upload a completed, signed copy of your organization's W9 form with a file name in the following format:

- W9-organization name or USA Swimming club code (ex: W9-luckyducksswimteam, or W9-LDST)

Please ensure the address on your W9 form denotes the current business address, this will be the address used for mailing grant awards. If you have previously uploaded a W-9 form and your information has changed, please upload a new form at this time.

Blank W9 forms can be downloaded from the IRS website, located here:  
<https://www.irs.gov/forms-pubs/about-form-w-9>

**W9-Test**  
Filename: W9-Test.docx Added: Oct 14 2021 ...

Once you have completed all of the tasks and you are ready to submit, select the green “Submit” button

The screenshot displays a grant application interface. On the left, a sidebar lists five tasks, all marked as complete with green checkmarks. The 'W9 Form Upload' task is highlighted with a green bar and a right-pointing arrow. Below the list, a progress bar shows '5 of 5 tasks complete', and the 'SUBMIT' button is circled in red. The main content area shows the details for the 'W9 Form Upload' task, including instructions to upload a signed W-9 form and a list of the uploaded file 'W9-Test.docx'.

← Back to application

2022 Youth Learn to Swim Grant Appl...  
**22--0000000004**  
ID: 22--0000000004 | Status: Application in progress

- Learn-to-Swim Organization and Contact Information Form
- Learn-to-Swim Grant Application
- Budget Form
- Proof of General Liability Insurance Upload
- W9 Form Upload

5 of 5 tasks complete

Last edited: Oct 14 2021 01:10 PM (MDT)

REVIEW **SUBMIT**

Deadline: Dec 15 2021 11:59 PM (MDT)

W9 Form Upload  
Completed Oct 14 2021 01:10 PM (MDT)

Task instructions [Hide](#)

Please upload a completed, signed copy of your organization’s W9 form with a file name in the following format:

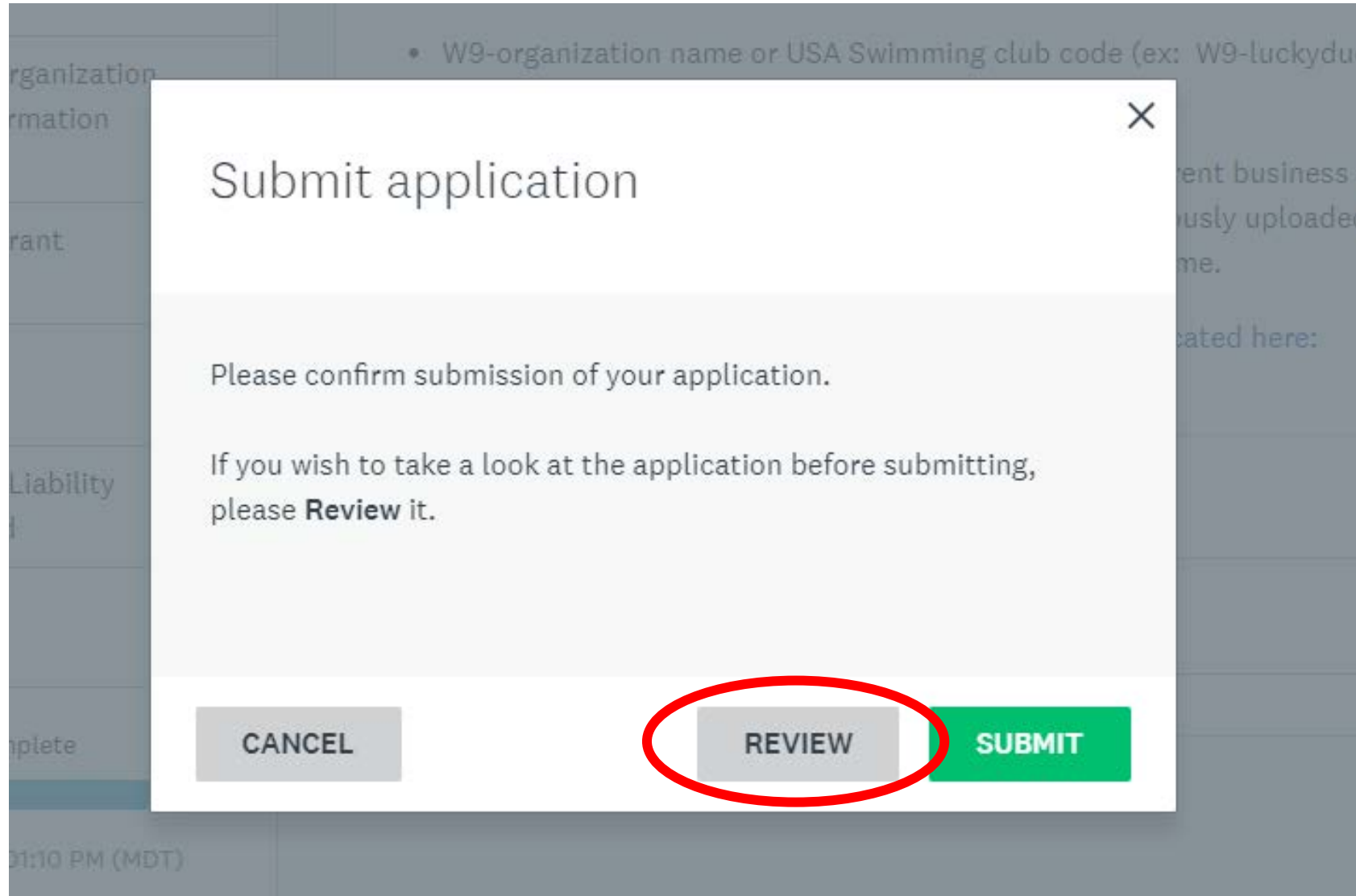
- W9-organization name or USA Swimming club code (ex: W9-luckyducksswimteam, or W9-LDST)

Please ensure the address on your W-9 form denotes the current business address, this will be the address used for mailing grant awards. If you have previously uploaded a W-9 form and your information has changed, please upload a new form at this time.

Blank W9 forms can be downloaded from the IRS website, located here:  
<https://www.irs.gov/forms-pubs/about-form-w-9>

W9-Test  
Filename: W9-Test.docx Added: Oct 14 2021

Once you have clicked submit, you will receive this pop-up screen. Please take the time to thoroughly review your application before submitting.



Once your application has been submitted, you will see this screen.



**Application Submitted!**

Thank you for submitting your application.

[Go to My Applications](#)

OR

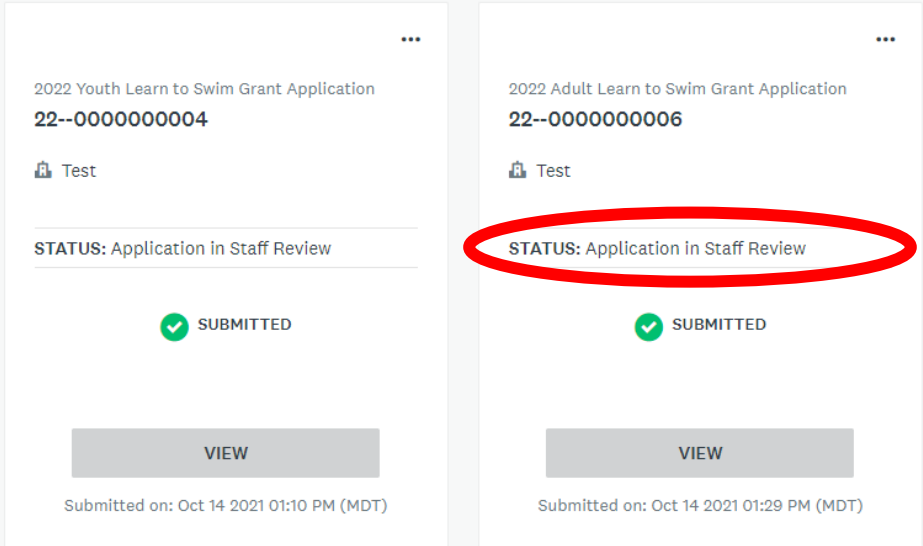
[View more Programs](#)

# Applications will show an updated status in real-time

MASINFO@USASWIMMING.ORG.

Click the "Programs" button or tab to view and begin a new application.

All Applications ▾



The screenshot displays a web interface for managing applications. At the top, there is a header with the email address MASINFO@USASWIMMING.ORG. and a navigation instruction: "Click the 'Programs' button or tab to view and begin a new application." Below this, the main content area is titled "All Applications" with a dropdown arrow. On the right side, there is a dark navigation menu with a grid icon and a hamburger menu icon. The main area contains two application cards. The left card is for a "2022 Youth Learn to Swim Grant Application" with ID "22--0000000004", submitted on Oct 14 2021 01:10 PM (MDT). The right card is for a "2022 Adult Learn to Swim Grant Application" with ID "22--0000000006", submitted on Oct 14 2021 01:29 PM (MDT). Both cards show a "Test" icon, a "SUBMITTED" status with a green checkmark, and a "VIEW" button. The status text "STATUS: Application in Staff Review" on the right card is circled in red.

Application ID	Application Type	Status	Submitted On
22--0000000004	2022 Youth Learn to Swim Grant Application	Application in Staff Review	Oct 14 2021 01:10 PM (MDT)
22--0000000006	2022 Adult Learn to Swim Grant Application	Application in Staff Review	Oct 14 2021 01:29 PM (MDT)